

For a safer work environment



TSUBAKI Super Long Length Formation for Large Size Roller Chain

Main Industries / Applications

- Steel (Looper)
- Port Facilities
(Straddle Carrier, Container Cranes)
- Mining (Drills)



Removes the hassle of connecting chain from the

Super Long Length Formation for Large Size Roller Chain

As chain size increases

By connecting an

our users' work p

Until now...

User Connects



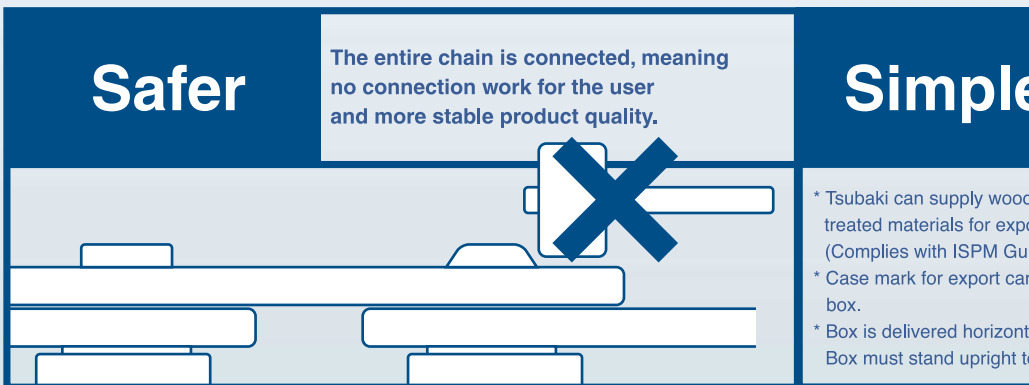
Chain over 10m long can be c



Safer

The entire chain is connected, meaning no connection work for the user and more stable product quality.

Simple



* Tsubaki can supply wood treated materials for export (Complies with ISPM Gu
* Case mark for export car
box.
* Box is delivered horizont
Box must stand upright t

Super long length formation makes installation sa



1

Chain is packaged in a special wooden box and delivered horizontally.



2

Stand wooden box upright when removing chain. (Be careful when standing wooden box.)

... user and contributes to a safe work environment.

... increases, so does the burden of connecting it for the user.

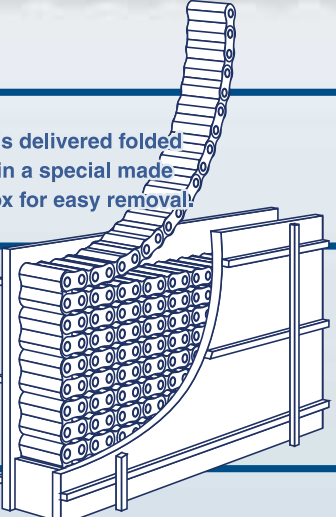
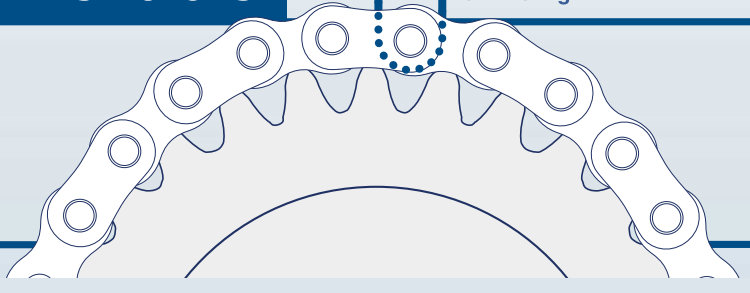
... and delivering chain of the desired longer length, we can increase productivity and help maintain a safe working environment.

User Connects



delivered already connected!



<p>er</p> <p>The chain is delivered folded over itself in a special made wooden box for easy removal!</p> <p>... wooden boxes using heat ports. (guidelines.) ... can also be affixed to the ... ntally. ... to lift out chain.</p> 	<p>More Reliable</p> 	<p>Reliable installation - No more worries about on-site connection or twisting.</p>
--	--	--

safer, simpler, and more reliable.



3



4

Chain is packaged folded on top of itself. Attach one end to a crane and lift out for easy removal.

Safer, simpler, and more reliable installation to equipment!

■ Long Length Formation

When a chain's total length exceeds one unit (approx. 3m), it is called a long length formation. Chains exceeding the lengths below are super long length formations.

	RS120 - RS180	RS200	RS240
Single Strand	2.5 units (approx. 7.5m (24.61ft))	100 links (approx. 6.3m (20.67ft))	70 links (approx. 5.3m (17.39ft))

Note: Contact a Tsubaki representative for quotations for multi-strand super long length formation.

■ Super long Length Formation

Super long length formations exceed the long length formations listed above. Maximum length is listed below, and they are delivered in special wooden box.

Size	Pitch mm (inch)	Approx.Weight kg/m (lbs/ft)	Max.Length m (ft)	No. of Links	Size	Pitch mm (inch)	Approx.Weight kg/m (lbs/ft)	Max.Length m (ft)	No. of Links
RS120-1	38.1 (1.50)	5.93 (3.98)	76.8 (252.0)	2016	RS24B-1	38.1 (1.50)	7.45 (5.01)	78.9 (258.9)	2072
RS120-2		11.70 (7.86)	76.8 (252.0)	2016	RS24B-2		14.65 (9.84)	61.4 (201.4)	1610
RS120-3		17.53 (11.78)	51.3 (168.3)	1346	RS24B-3		21.75 (14.62)	41.4 (135.8)	1086
RS140-1	44.45 (1.75)	7.49 (5.03)	64.0 (210.0)	1440	RS28B-1	44.45 (1.75)	9.45 (6.35)	74.7 (245.1)	1680
RS140-2		14.83 (9.97)	60.7 (199.1)	1364	RS28B-2		18.80 (12.63)	47.9 (157.2)	1076
RS140-3		22.20 (14.92)	40.5 (132.9)	910	RS28B-3		28.20 (18.95)	31.9 (104.7)	716
RS160-1	50.8 (2.00)	10.10 (6.79)	57.6 (189.0)	1134	RS32B-1	50.8 (2.00)	10.25 (6.89)	61.9 (203.1)	1218
RS160-2		20.04 (13.47)	44.9 (147.3)	882	RS32B-2		20.10 (13.51)	44.8 (147.0)	880
RS160-3		30.02 (20.17)	30.0 (98.4)	590	RS32B-3		29.90 (20.1)	30.1 (98.8)	592
RS180-1	57.15 (2.25)	13.45 (9.04)	50.7 (166.3)	888	RS40B-1	63.5 (2.50)	16.35 (10.99)	48.1 (157.8)	758
RS180-2		26.52 (17.82)	33.9 (111.2)	592	RS40B-2		32.00 (21.5)	28.1 (92.2)	442
RS180-3		38.22 (25.68)	23.5 (77.1)	410	RS40B-3		47.75 (32.09)	18.8 (61.7)	296
RS200-1	63.5 (2.50)	16.49 (11.08)	46.1 (151.2)	726	RS48B-1	76.2 (3.00)	29.50 (19.83)	30.5 (100.1)	400
RS200-2		32.63 (21.93)	27.6 (90.6)	434	RS48B-2		58.10 (39.05)	15.5 (50.9)	202
RS200-3		49.02 (32.94)	18.4 (60.4)	288	RS48B-3		86.20 (57.93)	10.4 (34.1)	136
RS240-1	76.2 (3.00)	24.50 (16.46)	36.3 (119.1)	476	RS56B-1	88.9 (3.50)	33.60 (22.58)	26.8 (87.9)	300
RS240-2		48.10 (32.32)	18.7 (61.4)	244	RS56B-2		66.20 (44.49)	13.6 (44.6)	152
RS240-3		71.60 (48.11)	12.6 (41.3)	164	RS56B-3		98.10 (65.93)	9.2 (30.2)	102

Note 1: A separate super long length formation fee and wooden box fee applies. Please contact a Tsubaki representative for quotation.

2: Match and tagging during assembly is subject to a separate fee.

3: Contact a Tsubaki representative for quotations for chain length exceeding those above.

▲ IMPORTANT

■ For Safe Use

- As this chain is a long length formation, please double check chain mass and use a sufficiently strong hanging devices or equipment.
- When removing chain from the special wooden box, stand box so that box opening faces up. Be careful that the box does not fall when stood up.
- When removing chain from the special wooden box, attach a hanging device to the end of the chain with box opening facing up. Ensure there is no danger of the chain falling as chain is pulled out.



TSUBAKIMOTO CHAIN CO.

Headquarters
Phone : +81-6-6441-0011
Facsimile : +81-6-6441-0489
Internet:
<http://tsubakimoto.com/>

Chain Division
Chain Sales Department
Phone : +81-774-64-5023/4
Facsimile : +81-774-64-5212
For further information please
contact the Chain Division.

Global Associated Partners:

NORTH and SOUTH AMERICA

U.S. TSUBAKI, INC.
Phone : +1-847-459-9500
Facsimile : +1-847-459-9515

TSUBAKI of CANADA LIMITED
Phone : +1-905-676-0400
Facsimile : +1-905-676-0904

TSUBAKI BRASIL
REPRESENTAÇÃO COMERCIAL LTDA.
Phone : +55-11-3253-6656
Facsimile : +55-11-3253-3384

EUROPE

TSUBAKIMOTO EUROPE B.V.
Phone : +31-78-6204000
Facsimile : +31-78-6204001

TSUBAKIMOTO U.K. LTD.
Phone : +44-1623-688-700
Facsimile : +44-1623-688-789

ASIA and OCEANIA

TSUBAKIMOTO SINGAPORE PTE. LTD.
Phone : +65-6861-0422/3/4
Facsimile : +65-6861-7035

TSUBAKIMOTO SINGAPORE PTE. LTD.
INDIA LIAISON OFFICE
Phone : +91-44-28303112
Facsimile : +91-44-28303102

TSUBAKIMOTO (THAILAND) CO., LTD.
Phone : +66-2-264-5354/5/6
Facsimile : +66-2-251-3912

TSUBAKI AUSTRALIA PTY. LTD.
Phone : +61-2-9704-2500
Facsimile : +61-2-9704-2550

TAIWAN TSUBAKIMOTO CO.
Phone : +886-33-293827/8/9
Facsimile : +886-33-293065

TSUBAKIMOTO CHAIN TRADING
(SHANGHAI) CO., LTD.
Phone : +86-21-5396-6651/2
Facsimile : +86-21-5396-6628

KOREA CONVEYOR IND. CO., LTD.
Phone : +82-2-2619-4711
Facsimile : +82-2-2619-0819